

# OFFICIUM SPECIAL SITUATIONS FUND

Volatile equity markets dominated headlines in September as the fallout from the US subprime mortgage crisis spread further, hurting financial institutions around the world. As a result, the Australian share market lost value over September, as did global share markets. The price of oil also fell over September, however gold increased 4.8% to close at US\$869.60/ounce. The Officium Special Situations Fund fell 13.31% over the month.

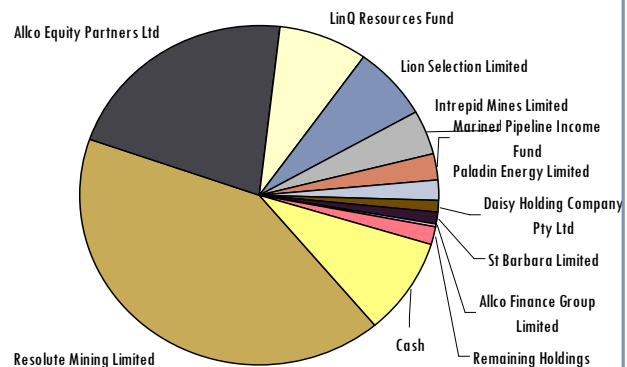
St Barbara Mining Limited was the only gold mining company within the Officium Special Situations Fund portfolio which benefited from the increased gold price. Its share price increasing by over 34% in September. The Fund's largest gold mining investment, Resolute Mining Limited, lost around 18% of its value over the month.

During the month, the Fund continued to add to its position in Allico Equity Partners Limited, which is still trading at a significant discount to its net asset value. Allico Equity Partners is currently the second largest holding of the Fund, with a weighting of 21.50%.

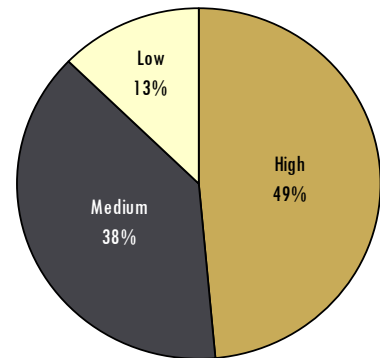
The Officium Special Situations Fund did not provide an income distribution for the September quarter, however the Fund does expect to pay regular distributions in the future.

*NOTE: Due to the high concentration of RSG in this Fund, any purchase of new units in the Officium Special Situations Fund is effectively equivalent to investing circa 42% of your funds in Resolute Mining Limited (RSG) at current share prices, i.e. as at 30 September 2008, \$1.29. Please be mindful of this when considering a new investment into the Officium Special Situations Fund or purchasing additional units in the Fund.*

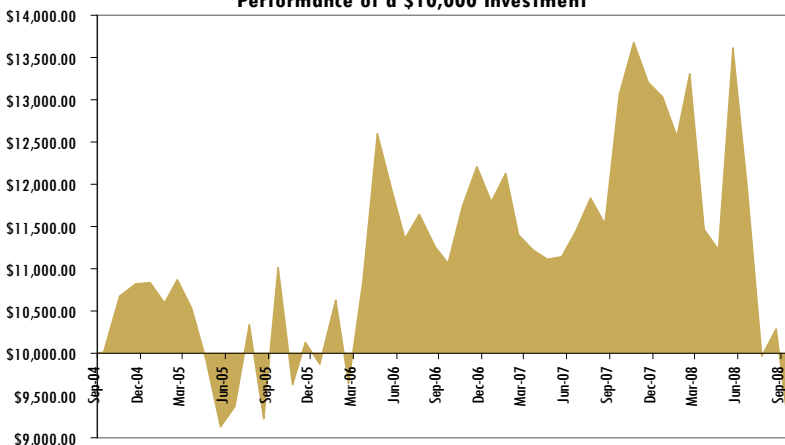
## OFFICIUM SPECIAL SITUATIONS FUND PORTFOLIO



## OFFICIUM SPECIAL SITUATIONS FUND PORTFOLIO VOLATILITY



Performance of a \$10,000 Investment



Performance Summary	Officium Special Situations Fund	UBS Bank Bill Index
Since Inception p.a. (6/9/04)	-2.01%	n/a
1 Year	-30.72%	7.65%
2 Years p.a.	-9.36%	7.10%
3 Years p.a.	-6.01%	6.69%
1 Month	-13.31%	0.59%
Profitable Months	48.98%	100.00%
Distribution for quarter	\$0.0000	n/a
Fund Assets (million)	\$42.11	n/a
Application Unit Price	0.7860	n/a
Withdrawal Unit Price	0.7817	n/a
Net Asset Value Unit Price	0.7838	n/a

## OFFICIUM SPECIAL SITUATIONS FUND

With a concentrated investment portfolio seeking to maximise medium-term gains, the Officium Special Situations Fund focuses on investing in the most attractive opportunities rather than diversifying investments across asset classes. The Special Situations Fund offers investors a unique approach to investing in the Australian share market.

The investment team uses a screening model to identify attractive investment opportunities. It then assesses the opportunity using qualitative and quantitative analysis, with an overriding value-oriented and fundamentals-based research process. This is enhanced by research visits and interviews with potential companies and projects throughout Australia. Once the research process is complete, opinions on each nominated investment opportunity are formulated and debated by the team before any decisions are made on investment levels and position limits.

Officium Capital's real difference lies in its highly developed understanding and execution of its value investing approach: Preservation of capital and principled investment decisions that minimise risk to achieve positive gains for investors over the medium to long term.

In periods of exceptionally strong equity market returns, Officium funds can, and in fact likely will, under-perform against the more traditional equity funds. In such an environment many assets become overvalued and this is when the downside risk from a more traditional investment approach is greatest. Our value investing helps preserve investor's capital, through seeking to achieve positive returns in all market conditions.

During downturns and times of negative market sentiment, the value investing approach moves into its element. Value opportunities emerge throughout the investment landscape. It is in these times that the cash typically held in reserve while the market is over-heated becomes a ready resource to invest in well-managed companies with an underlying capital value worth far more than the share price reflects.

In times of recession, value investing remains a superior investment strategy although the funds adopt key defensive characteristics in order to preserve client capital. In such an environment, it is likely that other investment and asset classes will under perform, representing large-scale value opportunities from which the largest gains are made during the next growth phase in the market. Investment and asset classes will under-perform, representing large-scale value opportunities from which the largest gains are made during the next growth phase in the market.

### ABOUT THE FUND

The Officium Special Situations Fund is a unique Fund that seeks to uncover value in securities not well understood by the mainstream investment community. To take advantage of these misunderstandings, the Fund invests in a concentrated portfolio of Australian securities and financial products that are undervalued at the time of acquisition.

Managed by Officium's Chief Investment Officer, David Guy, investments made by the 'Special Sits' Fund are uncovered through a methodical and comprehensive process of analysis. The Fund invests into areas of the market overlooked or disregarded by other investors, including "fallen angels" (formerly well-regarded companies which have fallen on hard times), complicated securities, and under-researched or unfashionable securities or sectors.

The objective of the Fund is to provide positive returns over the long term (five years plus) by realising the value of a stock once it is better understood by, or back in favour with, the market. Both the concentrated and misunderstood nature of the Fund's intended investments means it is likely that the Fund will be very volatile and produce its returns independent of broader asset markets.

### FUND FACTS

**Composition** Australian shares and investments  
**Fund Start Date** 6 September 2004  
**Investment Timeframe** 5 years  
**Withdrawals** Weekly  
**Distributions** Quarterly  
**Minimum Investment** \$10,000  
**APIR Code** WPC003AU  
**ARSN** 110 619 488  
**Unit Prices** Weekly  
**Applications** Weekly  
**MER** 0.25625% p.a.  
**Buy-sell spread** 0.275%/0.275%  
**Performance Fee** 20.5% of positive returns with any negative returns recouped before the performance fee applies  
**Level of Risk** High

### Important Information

This report is provided for investors in the Funds. While all care has been taken in the preparation of this report (using sources believed to be reliable and accurate), Officium Capital Ltd, its officers, employees, agents and associated entities accept no responsibility for and will not be liable in respect of any loss or damage suffered by any person in connection with this other than under law which cannot be excluded. You should seek your own financial and taxation advice before dealing with your investment.

This report has been prepared without taking into account your investment objectives, financial situation or particular needs. Before investing, or retaining an investment, in any of the Funds you should read the relevant PDS and consider whether the Fund is appropriate having regard to those matters. A copy of the PDS is available at [www.officiumcapital.com.au](http://www.officiumcapital.com.au). Remember, past performance should not be taken as an indication of future performance.

### TOP TEN LARGEST PORTFOLIO HOLDINGS

Top Ten Holdings	% of Portfolio	Volatility*
Resolute Mining Limited	41.52%	High
Allco Equity Partners Ltd	21.50%	Medium
LinQ Resources Fund	7.98%	Medium
Lion Selection Limited	7.07%	Medium
Intrepid Mines Limited	4.15%	High
Mariner Pipeline Income Fund	2.52%	Low
Paladin Energy Limited	1.88%	Medium
Daisy Holding Company Pty Ltd	1.19%	Medium
St Barbara Limited	1.00%	Low
Allco Finance Group Limited	0.28%	High
Remaining Holdings	1.82%	Medium
Cash	9.08%	Low
<b>TOTAL</b>	<b>100%</b>	

**Expected Capital Movement from Volatility\***  
 High: ± 15%+ p.a.  
 Medium: ± 5 to 15% p.a.  
 Low: ± 0 to 5% p.a.

### MONTHLY PERFORMANCE RETURNS

